

COLLEGE AFFORDABILITY

Written Testimony

Texas Senate

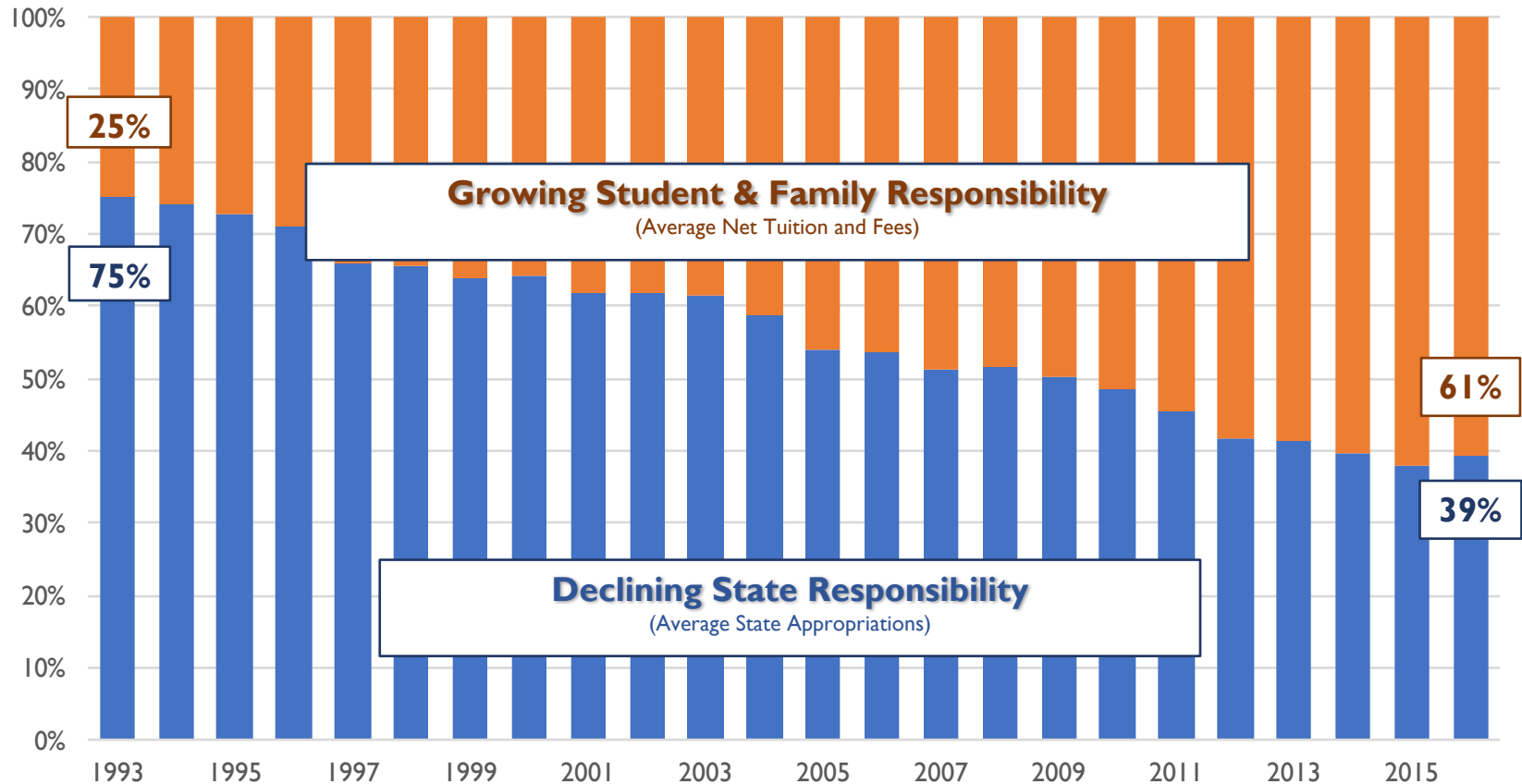
Committee on Higher Education

Wednesday, March 22, 2017

Presented by Garrett C. Groves

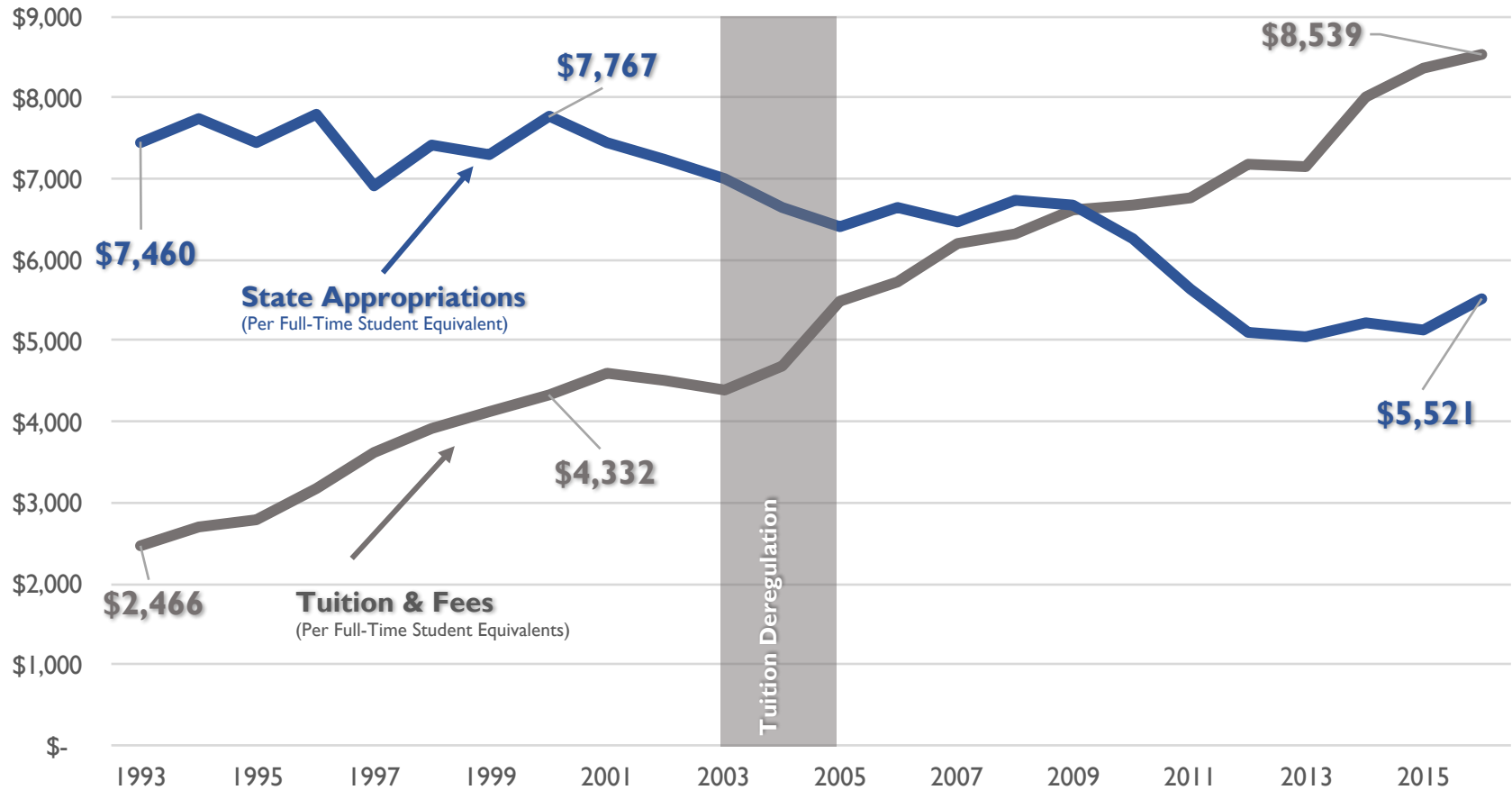
Center for Public Policy Priorities

The Shifting Burden of Paying for a University Degree



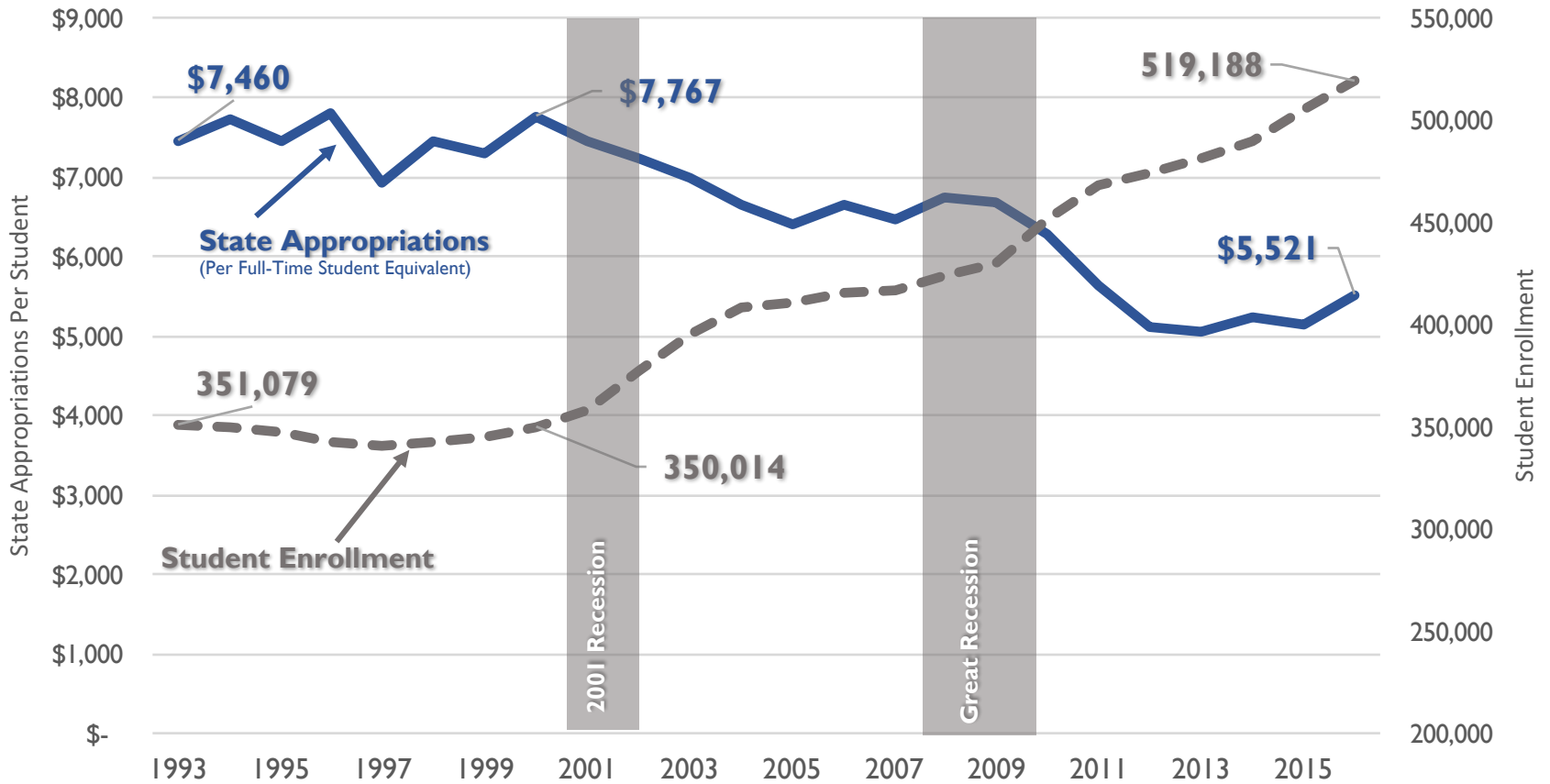
Notes: All estimates are an average for all Texas Academic Institutions per FTSE in 2016 dollars. The tuition and fee data included here are the amounts reported as net tuition and fees in the Sources and Uses Reports from the Texas Higher Education Coordinating Board, and do not include scholarships, exemptions & waivers offered by the institution from its revenue sources. The state appropriation revenue included here are the amounts reported as State Appropriations in the Sources and Uses Report and does not include State Grants and Contracts, Research Development Funds, and Constitutional Funds received by the institutions. Source: Sources and Uses and Pub Info Reports.

Students are Paying More of the Cost of College Every Year



Notes: All estimates are an average for all Texas Academic Institutions per FTSE in 2016 dollars. The tuition and fee data included here are the amounts reported as net tuition and fees in the Sources and Uses Reports from the Texas Higher Education Coordinating Board, and do not include scholarships, exemptions & waivers offered by the institution from its revenue sources. The state appropriation revenue included here are the amounts reported as State Appropriations in the Sources and Uses Report and does not include State Grants and Contracts, Research Development Funds, and Constitutional Funds received by the institutions. Source: Sources and Uses and Pub Info Reports.

There is a Significant Structural Problem in How Texas Funds Public Universities



Notes: All estimates are an average for all Texas Academic Institutions per FTSE in 2016 dollars. The tuition and fee data included here are the amounts reported as net tuition and fees in the Sources and Uses Reports from the Texas Higher Education Coordinating Board, and do not include scholarships, exemptions & waivers offered by the institution from its revenue sources. The state appropriation revenue included here are the amounts reported as State Appropriations in the Sources and Uses Report and does not include State Grants and Contracts, Research Development Funds, and Constitutional Funds received by the institutions. Source: Sources and Uses and Pub Info Reports.