



Deep dive into Texas 2022 Open Enrollment data

Get Covered Texas OE Stepback
April 19, 2022

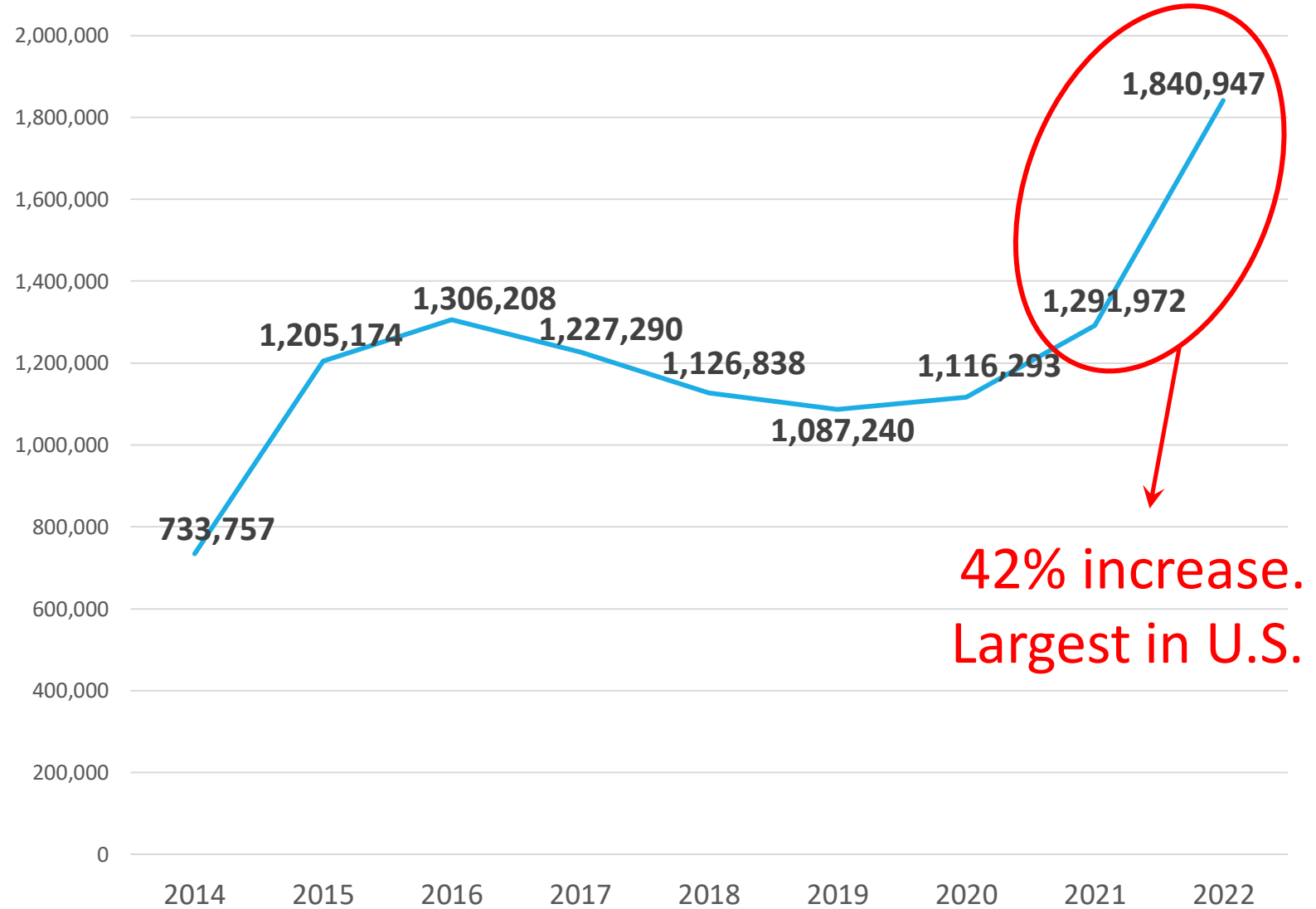
Stacey Pogue
Every Texan
pogue@everytexan.org



Record Enrollment in the Texas Health Insurance Marketplace

Thank you for your hard work!!

Texas Marketplace Open Enrollment Total Plan Selections, 2014-2022



42% increase.
Largest in U.S.

Source: CMS Open Enrollment Snapshots

OE 2022 Enrollment for Largest Counties

County	2021 OE Enrollment	2022 OE Enrollment	% increase	Percentage enrolled <150% of FPL	% Consumers w/ Premium ≤\$10 after APTC
Harris County	274,556	384,697	40%	59%	33%
Dallas County	114,858	160,646	40%	54%	42%
Tarrant County	76,696	104,933	37%	50%	38%
Bexar County	73,387	103,772	41%	50%	31%
Hidalgo County	52,618	96,239	83%	72%	34%
Fort Bend County	69,483	86,326	24%	53%	29%
Travis County	57,331	75,084	31%	37%	28%
Collin County	55,865	72,579	30%	46%	32%
El Paso County	49,386	68,792	39%	58%	41%
Denton County	33,421	46,137	38%	41%	26%
Texas total	1,291,972	1,840,947	42%	53%	38%

OE 2022 Enrollment for Largest Counties (cont.)

County	2021 OE Enrollment	2022 OE Enrollment	% increase	Percentage enrolled <150% of FPL	% Consumers w/ Premium ≤\$10 after APTC
Montgomery County	23,839	36,181	52%	45%	25%
Cameron County	20,051	34,068	70%	68%	30%
Williamson County	23,068	31,389	36%	33%	25%
Webb County	14,728	23,582	60%	62%	30%
Galveston County	12,619	18,525	47%	49%	33%
Brazoria County	12,043	17,732	47%	50%	32%
Nueces County	10,904	14,734	35%	46%	35%
Lubbock County	10,145	14,732	45%	45%	60%
Bell County	7,479	12,639	69%	48%	37%
McLennan County	5,759	8,519	48%	45%	33%
Texas total	1,291,972	1,840,947	42%	53%	38%

Need data for your counties?

[Episcopal Health Foundation
Interactive Map, enrollment by
Texas County](#)

[Texas 2022 OE data by county](#)

[All CMS 2022 OE data files](#)

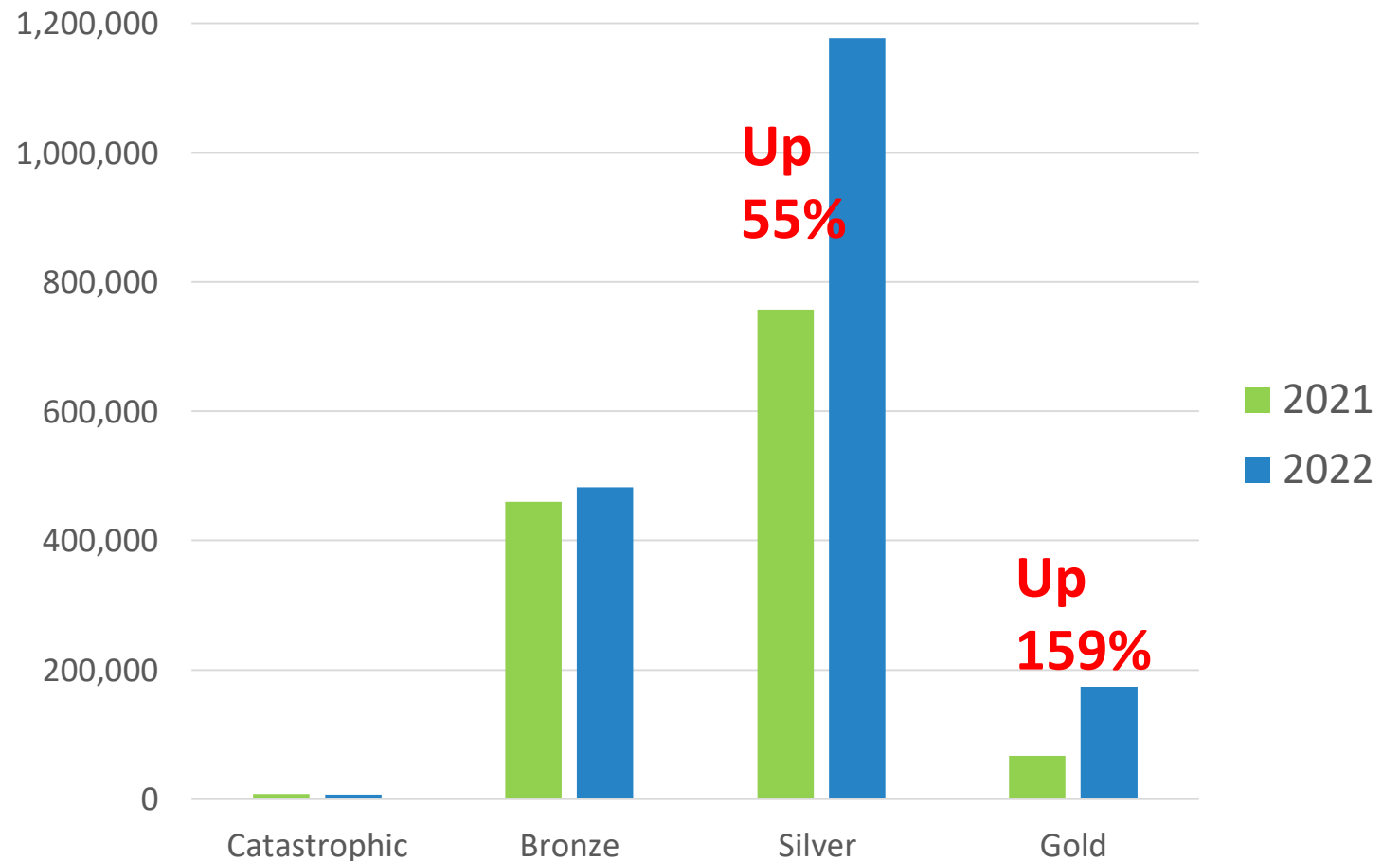




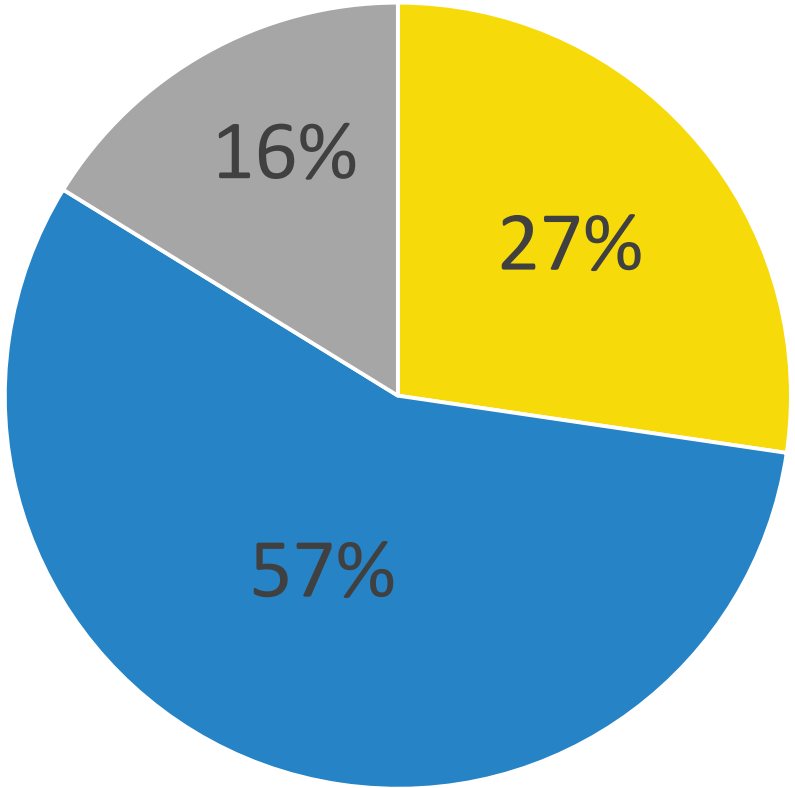
Additional Texas 2022 OE data



TX enrollment surges in Silver plans (available w/ \$0 premium for about half of enrollees)



2022 TX OE: New Consumers & Re-enrollment



- New Consumers
- Active Re-enrollees
- Automatic Re-enrollees

CMS, Open Enrollment Public Use Files

Affordable Coverage

94% of Marketplace consumers in Texas got premium subsidies (APTCs)

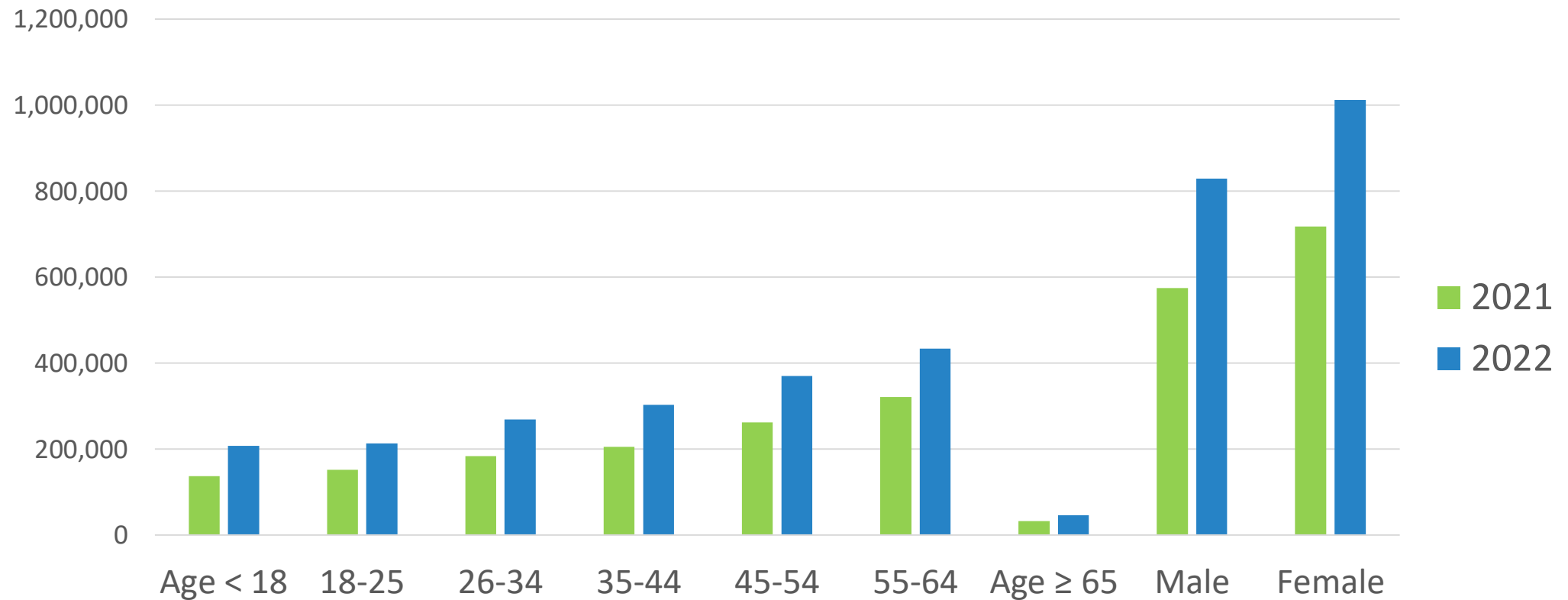
61% also got cost sharing reductions (lower deductibles/copays)

38% of Marketplace consumers in Texas paid \$10 or less/month after APTCs

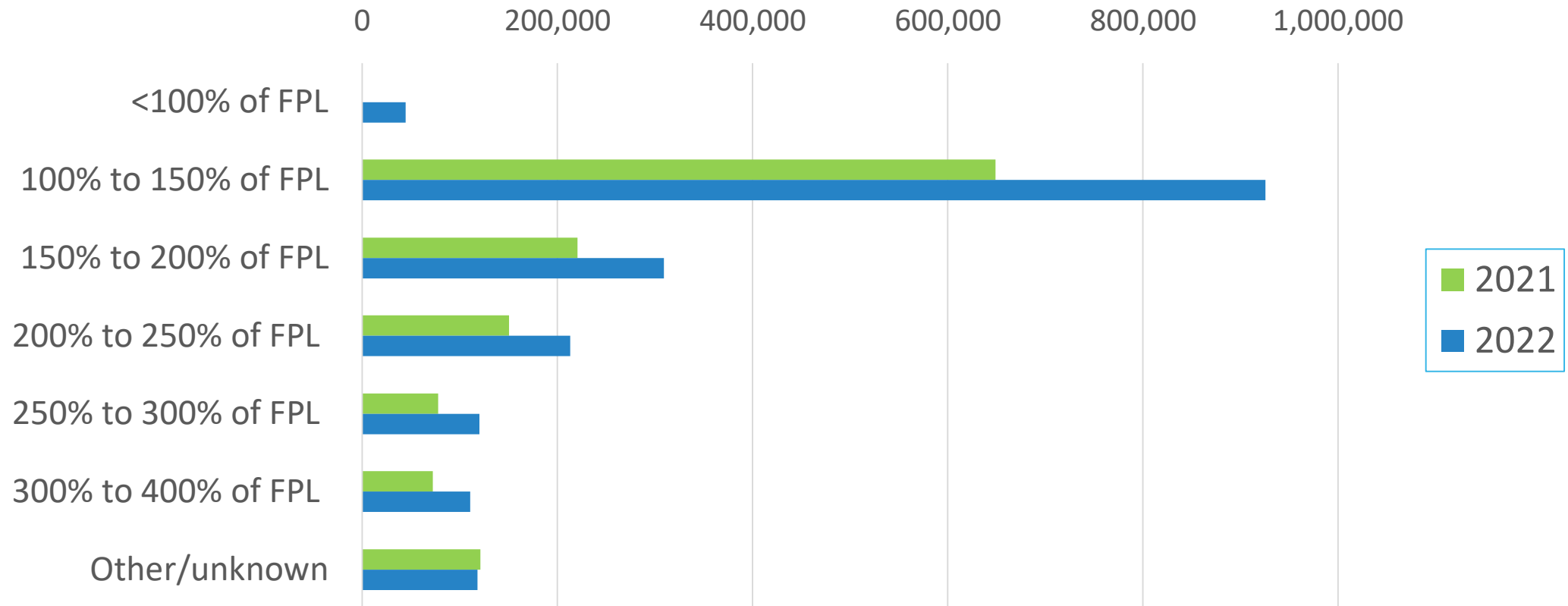
\$60 Average premium paid by Texans who received APTC
per month



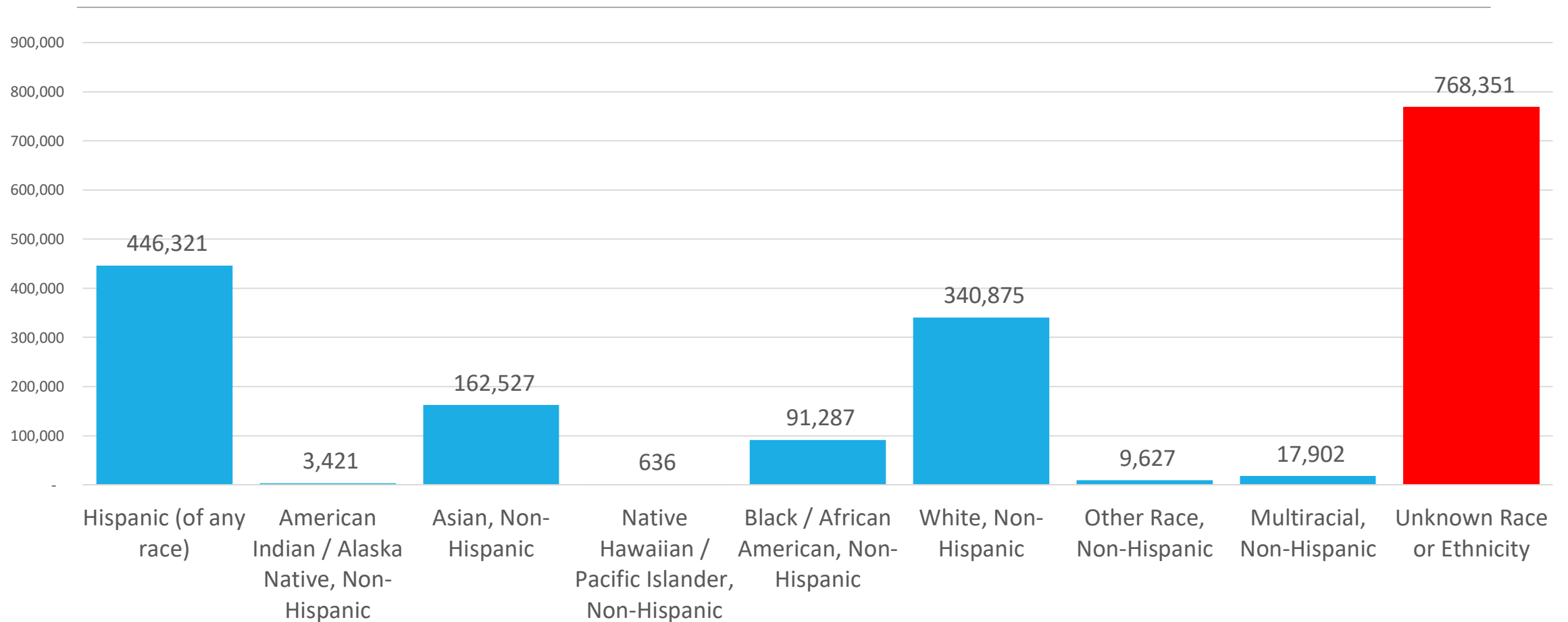
TX enrollment up across all ages/genders



TX enrollment increases at all income levels

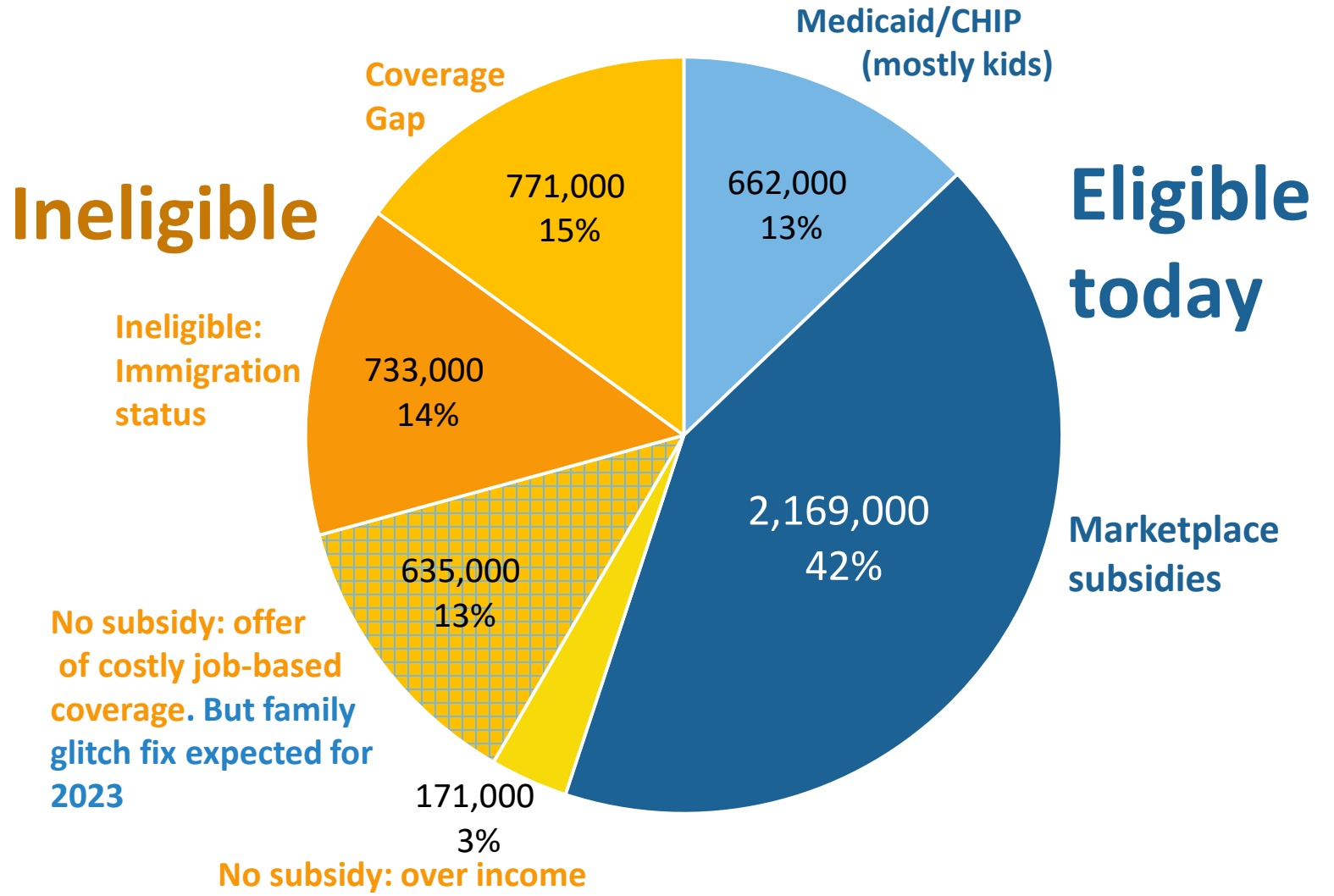


Many TX consumers do not provide race/ethnicity info



Most of the 5 Million Uninsured Texans are Eligible for Marketplace Subsidies or Medicaid

Coverage Eligibility for Texas Uninsured
 2019 Texas uninsured population, using increased Marketplace subsidy eligibility for 2021-22



KFF, Distribution of Eligibility for ACA Health Coverage Among the Remaining Uninsured, 2021, <https://www.kff.org/health-reform/state-indicator/distribution-of-eligibility-for-aca-coverage-among-the-remaining-uninsured/?dataView=1¤tTimeframe=0&sortModel=%7B%22colId%22:%22Location%22,%22sort%22:%22asc%22%7D>