

Texas KIDS COUNT: Health Equity for Every Texas Child

All children deserve the opportunity for a healthy life. In Texas, not all children have the health insurance, food security, and economic security needed for a healthy childhood, due to disparities rooted in systemic racism. Public policy can improve health equity for all Texas children. Policymakers should make practical changes this Legislative Session to ensure all Texas children have the opportunity to thrive.

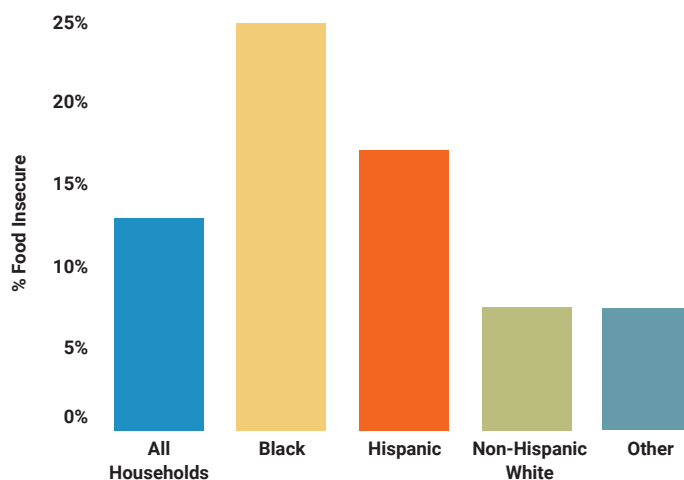
Read the full interactive report at <https://everytexan.org/kids-count-2021>

FOOD SECURITY

Every child deserves the nutrition they need to thrive. Texas has one of the worst rates of child food insecurity in the nation.¹ Of Texas households with children, one in five did not have enough to eat in the past week, and more than one in three Black families and one in four Hispanic families experienced hunger.² Policymakers should reduce barriers to enrolling in nutrition programs such as SNAP so every Texan can access the food they need to stay healthy.

Percentage of Households in Texas Food Insecure, by Race/Ethnicity of Household Head

Source: FRAC Analysis of Current Population Survey, 2017-2019

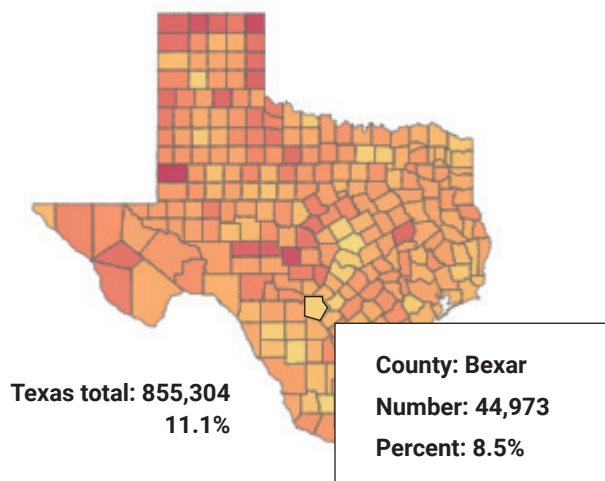


HEALTH INSURANCE

Every child deserves affordable and accessible health care. Texas has the worst rate of child health insurance coverage in the nation—one in four uninsured U.S. children live here.³ Hispanic children are twice as likely as others to be uninsured. Policymakers should protect health and human services funding, expand Medicaid, and remove enrollment barriers so every Texan can access the health care they need to thrive.

Uninsured Children Under 19 by County

Source: American Community Survey, 2018 5-year estimates

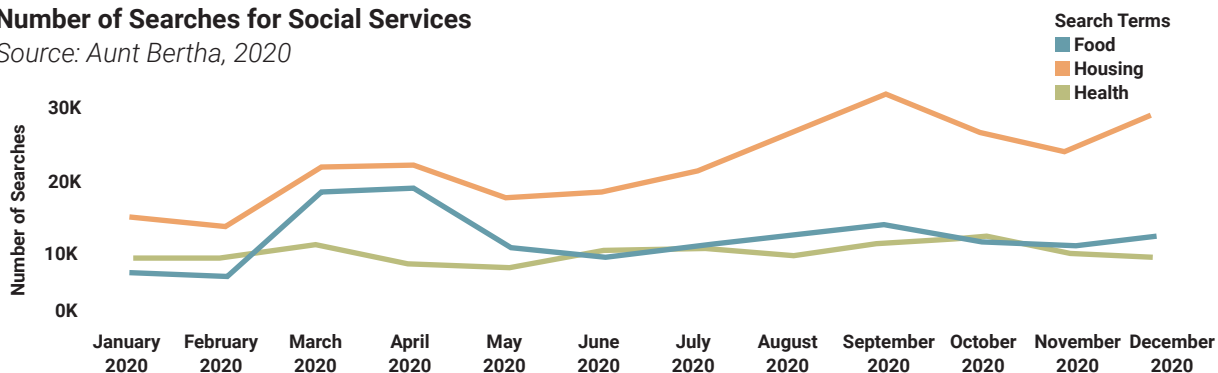


ECONOMIC SECURITY

Every child deserves to live in an environment where they can thrive. In Texas one in five children experiences poverty.⁴ Parents are forced to choose between work and childcare, and many work without livable wages and benefits.^{5,6,7,8,9} Due to systemic racism, families of color and mixed-immigration-status families are disproportionately likely to face these challenges.^{10,11} Searches for housing, food, and health support during the pandemic highlight families' need for economic security. Policymakers should advance policies supporting quality jobs and economic opportunity for all to ensure every Texan has the opportunity to succeed.

Number of Searches for Social Services

Source: Aunt Bertha, 2020



Every child has the right to a quality public education. Yet as schools move online, Texas has one of the worst home internet access rates for children nationwide, especially in rural communities and communities of color.^{12,13} Students lack equal access to pre-K,¹⁴ support for English language learners,¹⁵ and affordable higher education.^{16,17} Policymakers should equitably fund public education to ensure every student has the opportunity to succeed.

[Read the full interactive report at https://everytexan.org/kids-count-2021](https://everytexan.org/kids-count-2021)

Every Texan gratefully acknowledges Methodist Healthcare Ministries of South Texas, Inc., for their financial support of this publication. The opinions expressed in this document are those of Every Texan and do not necessarily reflect the views of Methodist Healthcare Ministries.

At Every Texan, we believe that social justice requires public policy. We push for quality health care, education, and jobs so that every Texan has a fair opportunity to thrive.

This report was authored by Every Texan's Research and Data team—Tara Blagg, Tania Uruchima, and Amy Knop-Narbutis—as part of the Texas KIDS COUNT project. KIDS COUNT is a national and state-by-state effort to track the status of children in the U.S. funded by the Annie E. Casey Foundation. Check out the Kids Count Data Center for extensive child well-being data on kids across the U.S. and for each of Texas' 254 counties. Read the full report at <https://everytexan.org/kids-count-2021>.



Sources:

1. *Child Food Insecurity*. (2020). <https://www.feedingamerica.org/sites/default/files/2020-06/Map%20the%20Meal%20Gap%202020%20Child%20Food%20Insecurity%20Module.pdf>.
2. Population Reference Bureau. (2021). Analysis of the U.S. Census Bureau, Household Pulse Survey, for week ending Dec. 21, 2020. Retrieved from Kids Count Data Center: <https://datacenter.kidscount.org/data/line/10945-adults-living-in-households-with-children-who-sometimes-or-often-did-not-have-enough-food-to-eat-in-the-past-week-by-race-ethnicity?loc=45&loct=2#2/45/false/2047,2042,2034,2033,2032,2028,2027,2002,1997,1996/asc/4411,4039,2638,2597,7817,1353/21255>
3. Dunkelberg, A. (2020, September 15). New Census Data Show Texas Needs to Expand Health Coverage. Every Texan. <https://everytexan.org/2020/09/15/new-census-data-show-texas-needs-to-expand-health-coverage/>.
4. *The State of Children's Health in Texas*. Children's Hospital Association. https://datainsights.childrenshospitals.org/views/PublicPolicyLegislativeInsightDashboard/StateStory?%3Aorigin=card_share_link.
5. DeFrancesco Soto, V. M. (2020). America's Recovery from the 2020 "Shcession": Building a Female Future of Childcare and Work. LBJ School of Public Affairs Research & YWCA. <https://repositories.lib.utexas.edu/handle/2152/83388>
6. Diversitydatakids.org. (2015). Working Adults Who Are Eligible for and Can Afford FMLA Unpaid Leave (Share) as cited in Paid Leave Means a Stronger Texas. The National Partnership for Women & Families . (2020, January). <https://www.nationalpartnership.org/our-work/resources/economic-justice/paid-leave/paid-leave-means-a-stronger-texas.pdf>.
7. Milli, J., Huang, Y. (2017, March 10). Access to Paid Sick Time in Texas. The Institute for Women's Policy Research. <https://iwpr.org/iwpr-publications/briefing-paper/access-to-paid-sick-time-in-texas/>.
8. *Out of Reach: Texas*. National Low Income Housing Coalition. (2020). <https://reports.nlihc.org/oor/texas>.
9. *Ibid*.
10. Davis, C., & Knop-Narbutis, A. (2020). Economic Issues for Women in Texas 2020. Every Texan & Texas Women's Foundation. <https://txwfecoissues.org/report/>.
11. Dunkelberg, A., & Anderson, C. (2019, November 11). UPDATE: The Administration's proposed changes to "PUBLIC CHARGE" Rule, Impact on Texans, and Best Practices for Providers, Assisters, and Agencies.... Every Texan & Children's Defense Fund Texas. https://everytexan.org/images/2019_HW_11_11_Public_Charge_Impact_in_TX.pdf.
12. Blagg, T. (2020, October 14). 3 Ways to Address Texas' Digital Divide and the Widening Educational Achievement Gap. Every Texan. <https://everytexan.org/2020/10/14/3-ways-to-address-texas-digital-divide-and-the-widening-educational-achievement-gap/>.
13. *Ibid*.
14. Huston, A., Gupta, A., & Schexnayder, D. (2012, March). Study of Early Education in Texas: The Relationship of Pre-K Attendance to 3rd Grade Test Results. Ray Marshall Center. <https://raymarshallcenter.org/2013/10/04/early-childhood-2/>.
15. Texas Education Agency. (2020, August). Enrollment in Texas Public Schools 2019-20. https://tea.texas.gov/sites/default/files/enroll_2019-20.pdf.
16. Williams, A. (2019, February 12). Why Is Texas Investing Less and Expecting Better College Graduation Rates? Every Texan. <https://everytexan.org/2019/02/12/why-is-texas-investing-less-and-expecting-better-college-graduation-rates/>.
17. Texas Higher Education Coordinating Board. (2020). 2020 Texas Public Higher Education Almanac. <https://www.highered.texas.gov/data-reports/texas-public-higher-education-almanac/>.