



CENTER *for* PUBLIC POLICY PRIORITIES
WORKING FOR A **BETTER** TEXAS™



Investing in Our Future

2013 Texas KIDS COUNT Annual Report

Frances Deviney, Ph.D.
Senior Research Associate
Texas KIDS COUNT Director
deviney@cphp.org

December 3, 2013

forabettertexas.org/investinkids





Investing in Our Future

2013 State of Texas Children
Texas KIDS COUNT Annual Data Book



Learn something new
or interesting?

Share it!

@CPPP_TX

#kidscount



FUTURE

PRESENT

PAST

Invest In Texas Kids. It Matters.

A 20-Year Look At Texas' Budget For Our Children

Educated Kids Make a Better Texas



State-level EDUCATION investments
were related to children's...



EDUCATION*



HEALTH



SAFETY



**POSITIVE YOUTH
BEHAVIOR**

Healthy Kids Make a Better Texas



State-level HEALTH investments
were related to children's...



EDUCATION



HEALTH



SAFETY



**POSITIVE YOUTH
BEHAVIOR**

Nourished Kids Make a Better Texas

State-level NUTRITION
investments were related
to children's...



EDUCATION

Where does Texas stand?

2013 KIDS COUNT PROFILE TEXAS' OVERALL RANK

42

Where does Texas & Bexar Co. stand?



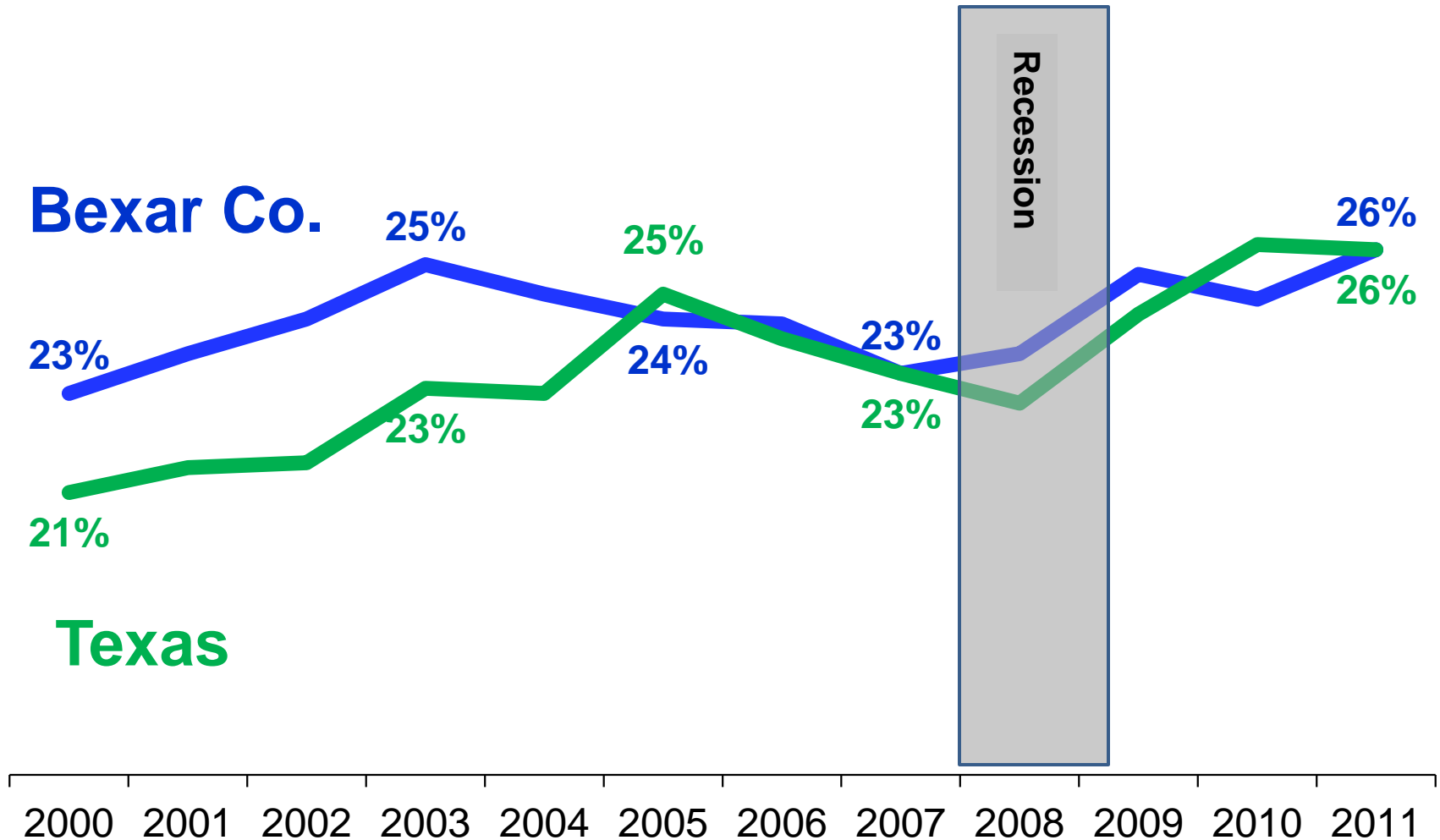


Economic Well-Being

forabettertexas.org/investinkids



Child poverty continues to climb even after recession



Poverty cutoff for a family of three

18,498 / year

\$

100 DOLLARS



Security features
included.
Details on back

But to make ends meet in San Antonio,
a family of three needs to make at least . . .

34,308/ year

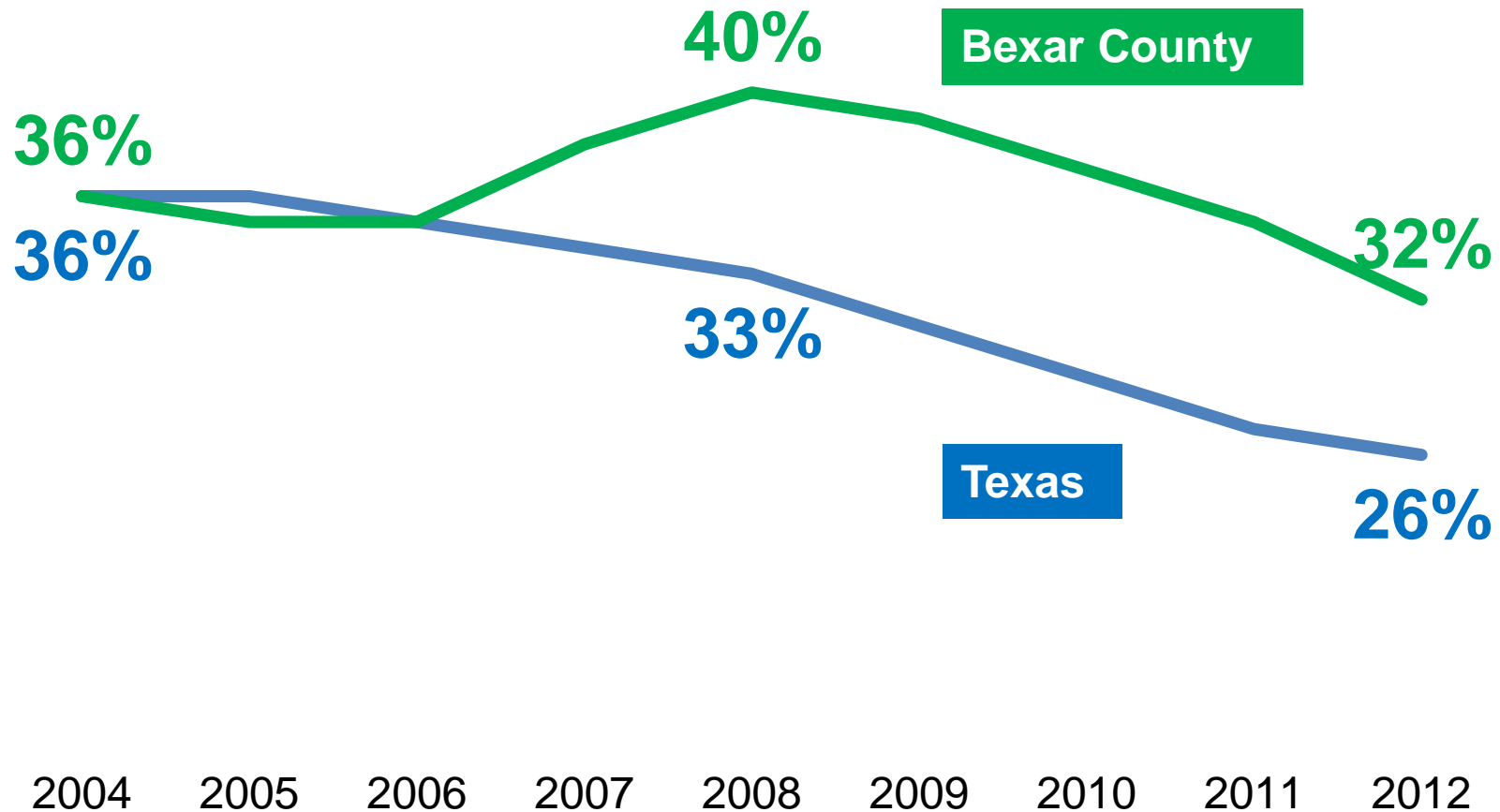
\$

100 DOLLARS

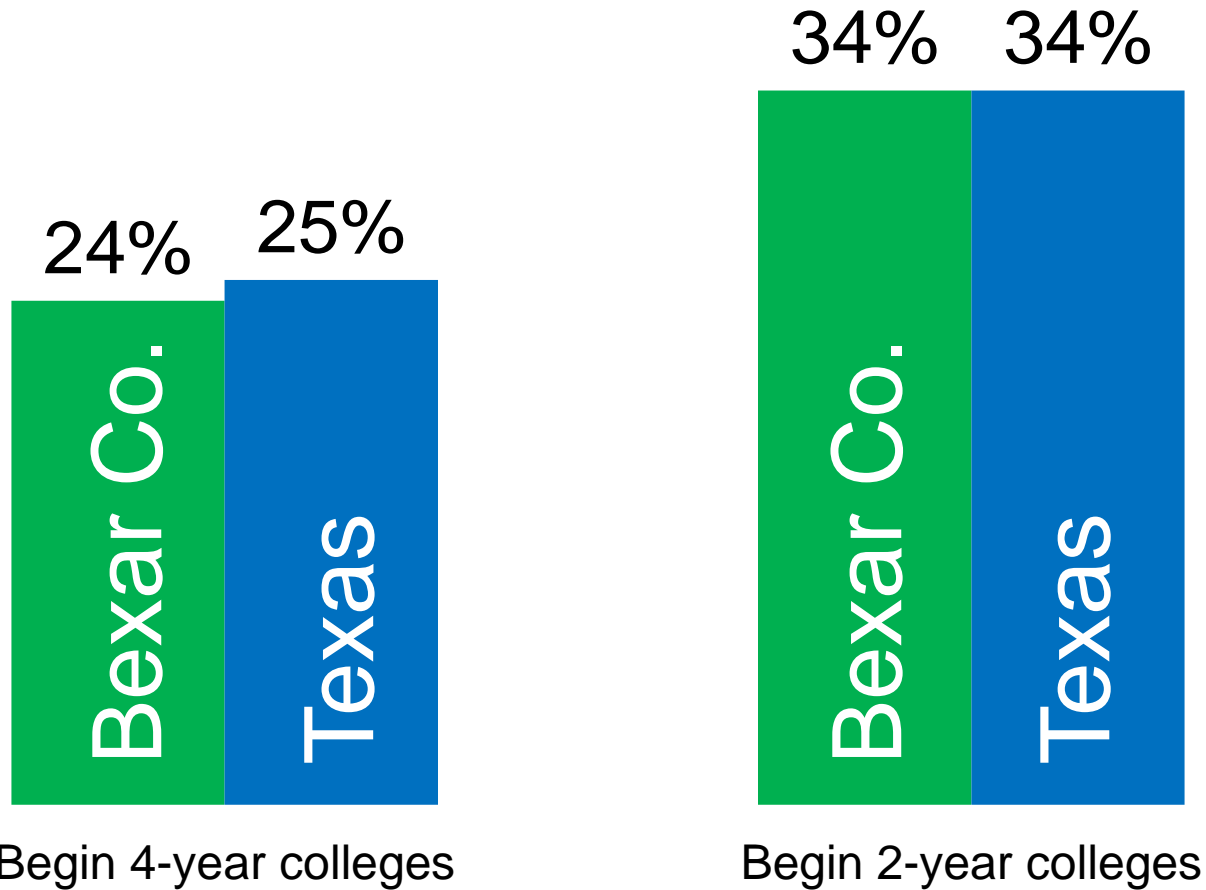


Security features
included.
Details on back.

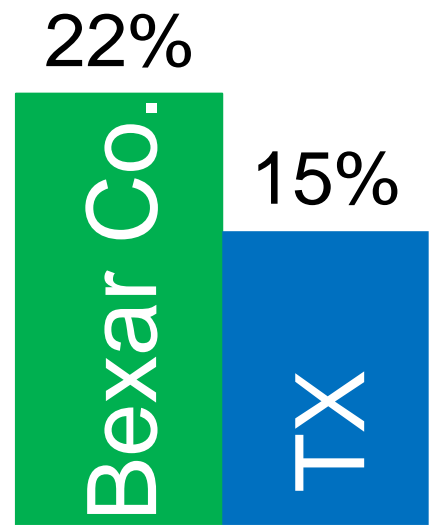
Although improving, one in three Bexar County kids still leave high school before graduation



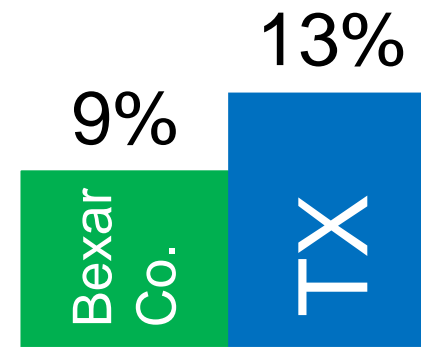
Bexar Co. kids on track with state for Enrollment in Texas colleges



But falling behind in college completion

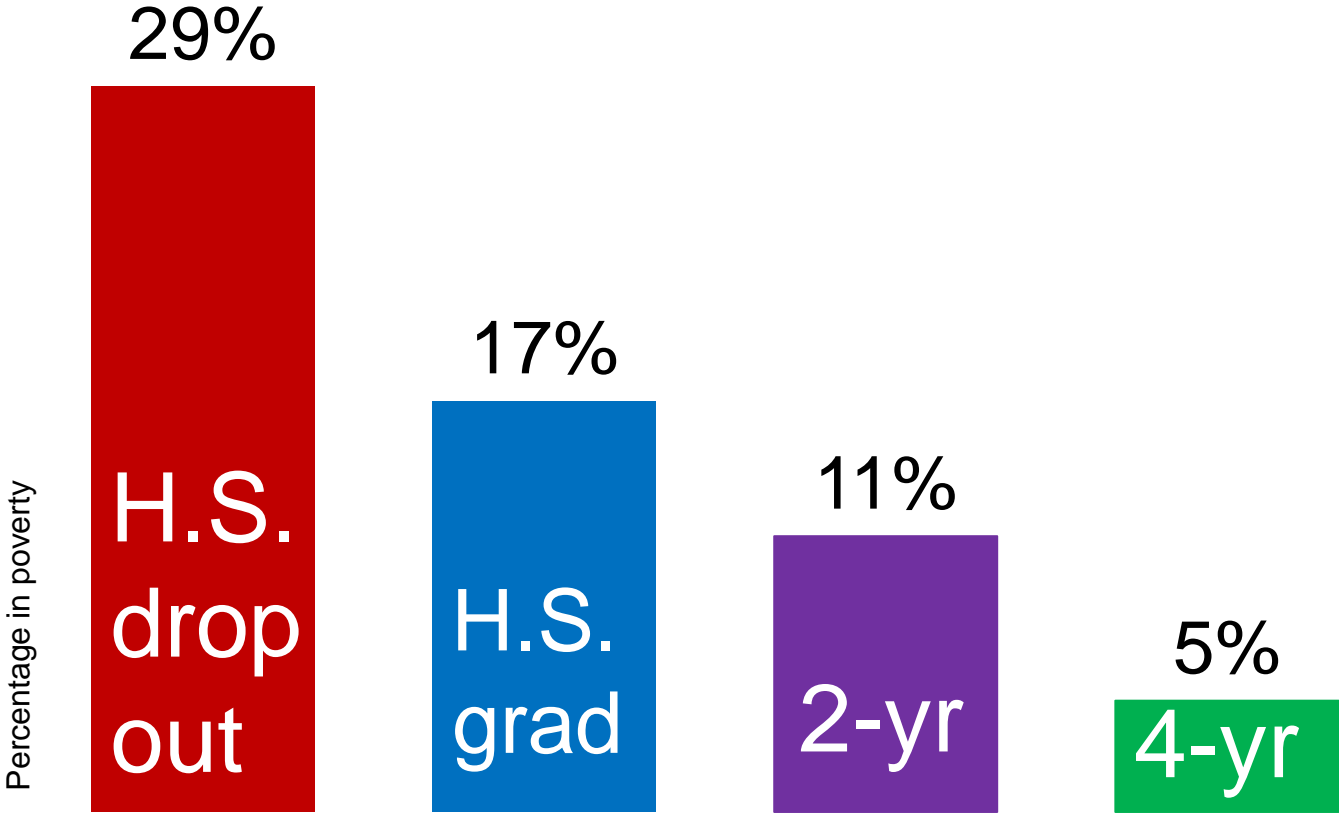


Student loan default



2-year students who eventually get a B.A.

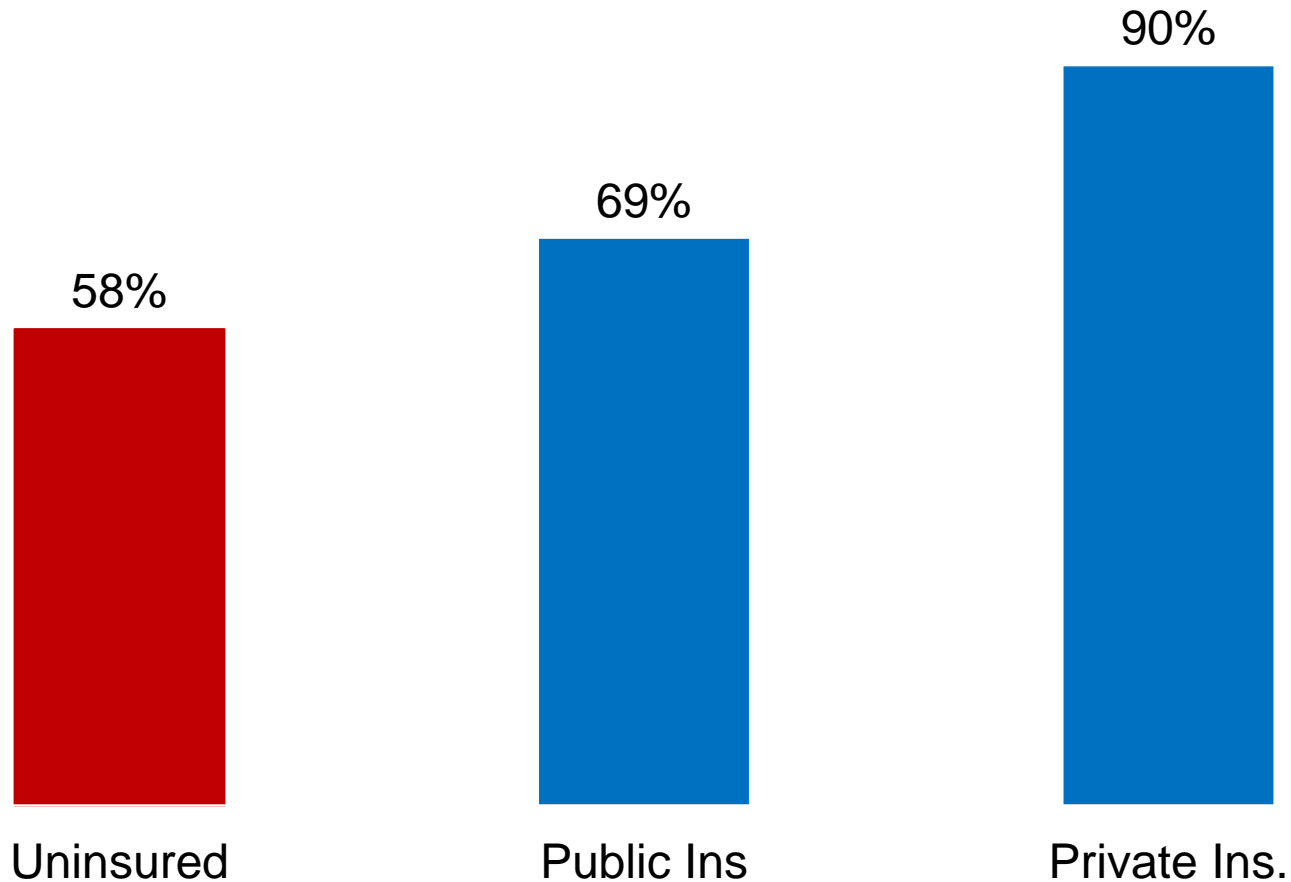
Bexar Co. dropouts nearly 2x as likely to live in poverty as H.S. grads





Health

Texas' uninsured kids less likely to be in excellent/very good health



1 of every **9**
Bexar Co.
KIDS ARE
UNINSURED



forabettertexas.org/investinkids



1 of every 2

Bexar Co.'s
low-income

ADULTS ARE

UNINSURED



forabettertexas.org/investinkids



2011 Small Area Health Insurance Estimates, adults <138% FPL

Coverage Gap for a Bexar Co. Family of Four



THE CASTROS

OCCUPATION

Office clerk and part-time home health aide

HOUSEHOLD
INCOME

\$23,000 (98% FPL)

ANNUAL PREMIUM

\$8,704

PARENTS
MEDICAID ELIGIBLE

NO! – Because TX chose not to accept federal dollars for Medicaid expansion

SUBSIDY

\$0

Coverage Gap for a Bexar Co. Family of Four



	THE CAMPAS
OCCUPATION	Maintenance worker and stay-at-home mom
HOUSEHOLD INCOME	\$24,000 (102% FPL)
ANNUAL PREMIUM	\$8,704
PARENTS MEDICAID ELIGIBLE	NO – because income too high
SUBSIDY	\$8,224

If Texas accepts new Medicaid dollars, both families could be covered






Nutrition

1 of every **4**
Bexar Co.
KIDS are
FOOD
INSECURE



We've made it harder to get food assistance

Each month, SNAP cuts =



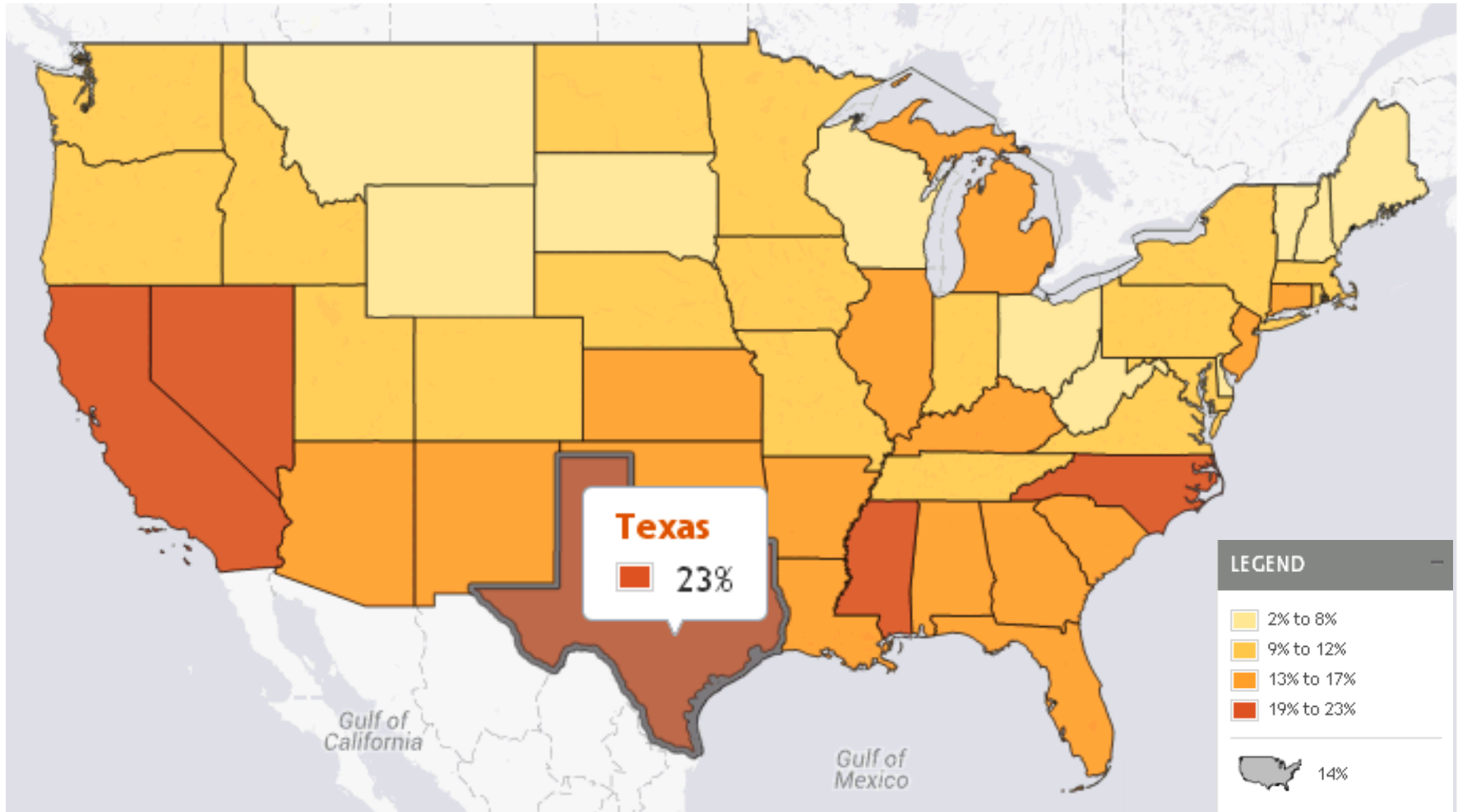


Education

forabettertexas.org/investinkids



Nearly One of Every Four Texas Preschoolers Not Read to Regularly



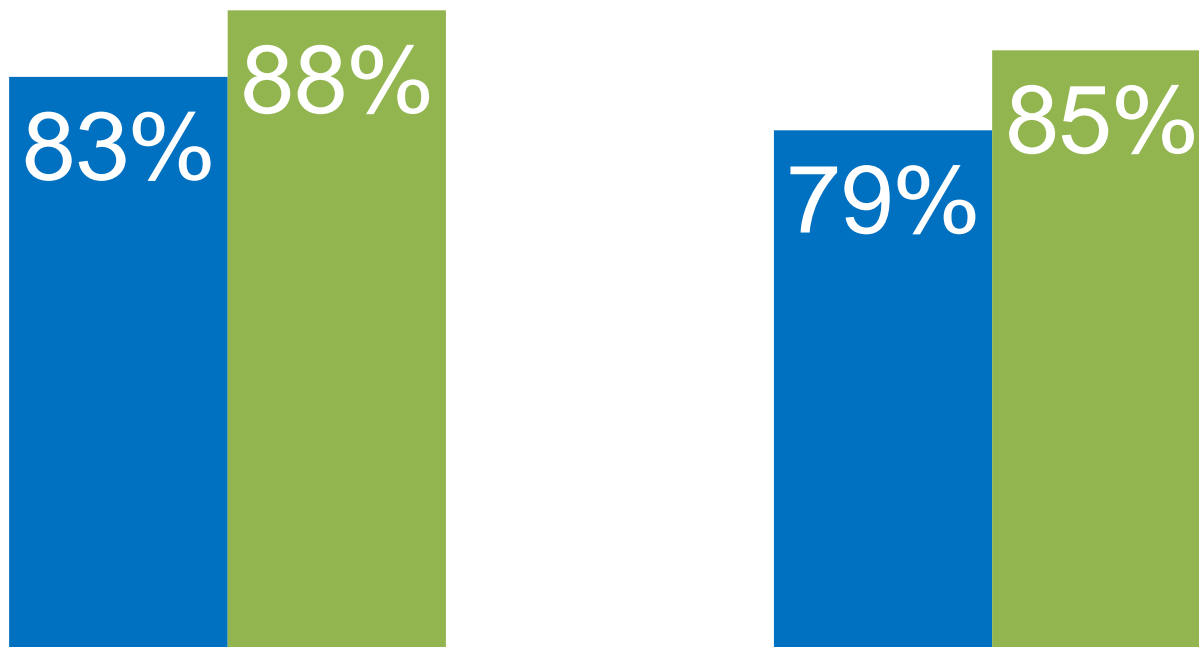
50%

of Bexar Co.
4-year-olds
are attending
preschool



Economically Disadvantaged kids who went to pre-k did better on their state standardized tests

■ No Pre-K ■ Pre-K



Passed TAKS 3rd grade reading

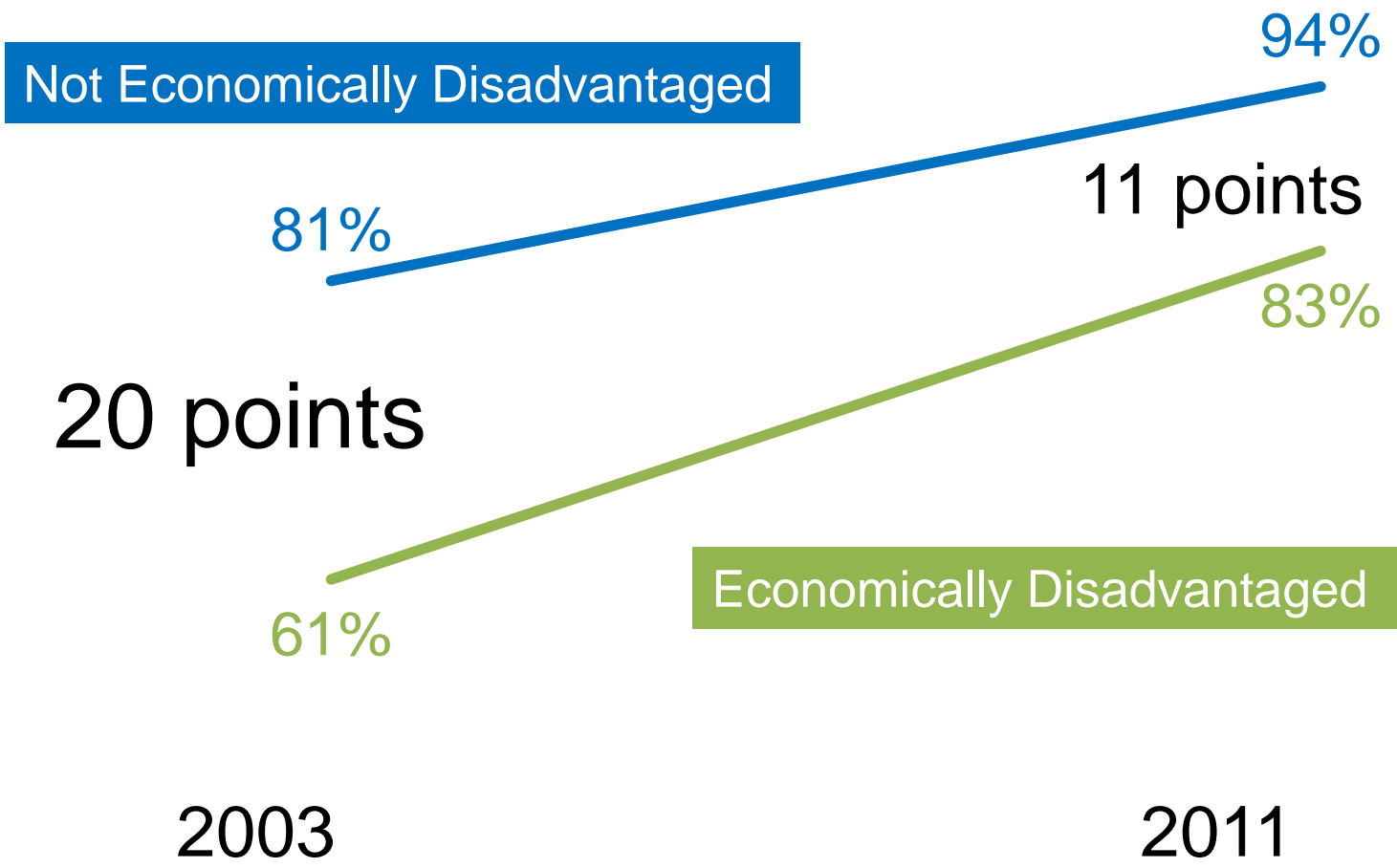
Passed TAKS 3rd grade math

forabettertexas.org/investinkids



Analysis of TEA 2011 TAKS data by the Office of Rep. Mike Villarreal

Texas' TAKS reading achievement gap shrinking



Although a significant improvement from just a few years ago,
nearly



Bexar County kids
still leave high school before graduation

Choices:

Texas underfunded
public education by
\$5.3 Billion for
2012-13,
or approximately
\$500 per student



Choices:

Including the elimination of



**Pre-k
expansion
grants**



**High
school
completion
grants**

What's our
investment
going forward?



In the 2013 Legislative
Session . . .

Legislators put \$3.2
Billion back into public
education for 2014-15, or
approx. \$108 per student
(after accounting for inflation & student population growth)

\$108 \neq \$500




Texas' Current Investments in Kids

2011 vs. 2015

EDUCATION



\$3,512



\$3,031

Texas' Current Investments in Kids

2011 vs. 2015

CHILD HEALTH



\$1,481



\$1,272


Texas' Current Investments in Kids

2011 vs. 2015

EVERYTHING ELSE



\$615



\$550

Where does Texas stand?

2013 KIDS COUNT PROFILE TEXAS' OVERALL RANK

42



FUTURE

PRESENT

PAST

CPPP is working for the future of Texas



What can YOU do?



LEARN MORE @
forabettertexas.org/data.html



**tell
me
a
Story**



*Be sure to enjoy your body
and your heart every year
of your dreams.*

*de la vie.
thui les ros*



act
NOW

Invest in kids now, for
a better Texas
tomorrow!





View our “invest in Me” video at www.forabettertexas.org/investinkids.html

6 THINGS YOU CAN DO TO INVEST IN TEXAS KIDS!



- Share what you learned today on social media.
- Donate food to a local food bank.
- Volunteer at your neighborhood school.
- Help a friend or family member get health insurance through the Health Insurance Marketplace.
- Tell your elected officials to invest in our future by investing in Texas kids.
- Vote for candidates who will invest in kids!

 Facebook.com/BetterTexas

 @CPPP_TX

 # kidscount

I COMMIT TO INVESTING IN TEXAS KIDS BY...

BECAUSE TEXAS KIDS COUNT!

A project of the Center for Public Policy Priorities



KIDS COUNT



TEXAS KIDS COUNT

A project of the Center for Public Policy Priorities

Thank you!

Frances Deviney, PhD
Senior Research
Associate

deviney@cphp.org
(512) 823-2870



Use of This Presentation

The Center for Public Policy Priorities encourages you to reproduce and distribute these slides, which were developed for use in making public presentations. If you reproduce these slides, please give appropriate credit to CPPP.

The data presented here may become outdated. For the most recent information or to sign up for our email updates, visit our website.

© CPPP

Center for Public Policy Priorities
7020 Easy Wind Drive, Suite 200
Austin, TX 78752
P 512.320.0222 F 512.320.0227